

Scaled data based on original data using  
LM-79-08 Approved Method: Electrical and Photometric Measurements of Solid-  
State Lighting Products

Test Report Prepared for  
Cooper Lighting Solutions  
(formerly Eaton)

Brand: McGRAW-EDISON

Report Number: P200428

Luminaire Tested: **GPC-AF-02-LED-E1-SL2-7060-600-HSS**

Issue Date: 3/3/2020

**Test Information**

Test Method: LM-79-08  
Report Number: P200428  
TEST IS SCALED FROM IESNA LM-79-08 TEST DATA (P24287)  
Test Lab: INNOVATION CENTER P2  
Issue Date: 3/3/2020  
Manufacturer: COOPER LIGHTING SOLUTIONS (FORMERLY EATON)  
Product Line: MCGRAW-EDISON  
Catalog Number: GPC-AF-02-LED-E1-SL2-7060-600-HSS  
Description: GALLEON PEDESTRIAN LUMINAIRE  
(2) 70 CRI, 5700K, 615mA LIGHTSQUARES WITH 16 LEDS EACH AND TYPE II SPILL  
LIGHT ELIMINATOR OPTICS WITH HOUSE SIDE SHIELD  
Light Source: -  
Ballast/Driver: ELECTRONIC DRIVER

**Summary**

Lumens per Lamp: N/A  
Luminaire Lumens: 6779 lumens  
Efficiency: N/A  
Efficacy: 102.7 lumens/watt  
Luminous Opening: Rectangular (W 1' x L: 0.5' x H: 0')  
IES Classification: Type II - Short - Semi-Cutoff  
BUG Rating: B1 - U0 - G2

Input Watts (W): 66  
Input Voltage (V): NR  
Input Current (Ain): NR  
Voltage Rise (V): NR  
Power Factor: NR  
Total Harmonic Distortion (THDi): NR  
Frequency (hertz): 60  
Stabilization Time: NR  
Operation Time: NR  
Ambient Temperature (°C): NR  
Test Distance: 25 FT

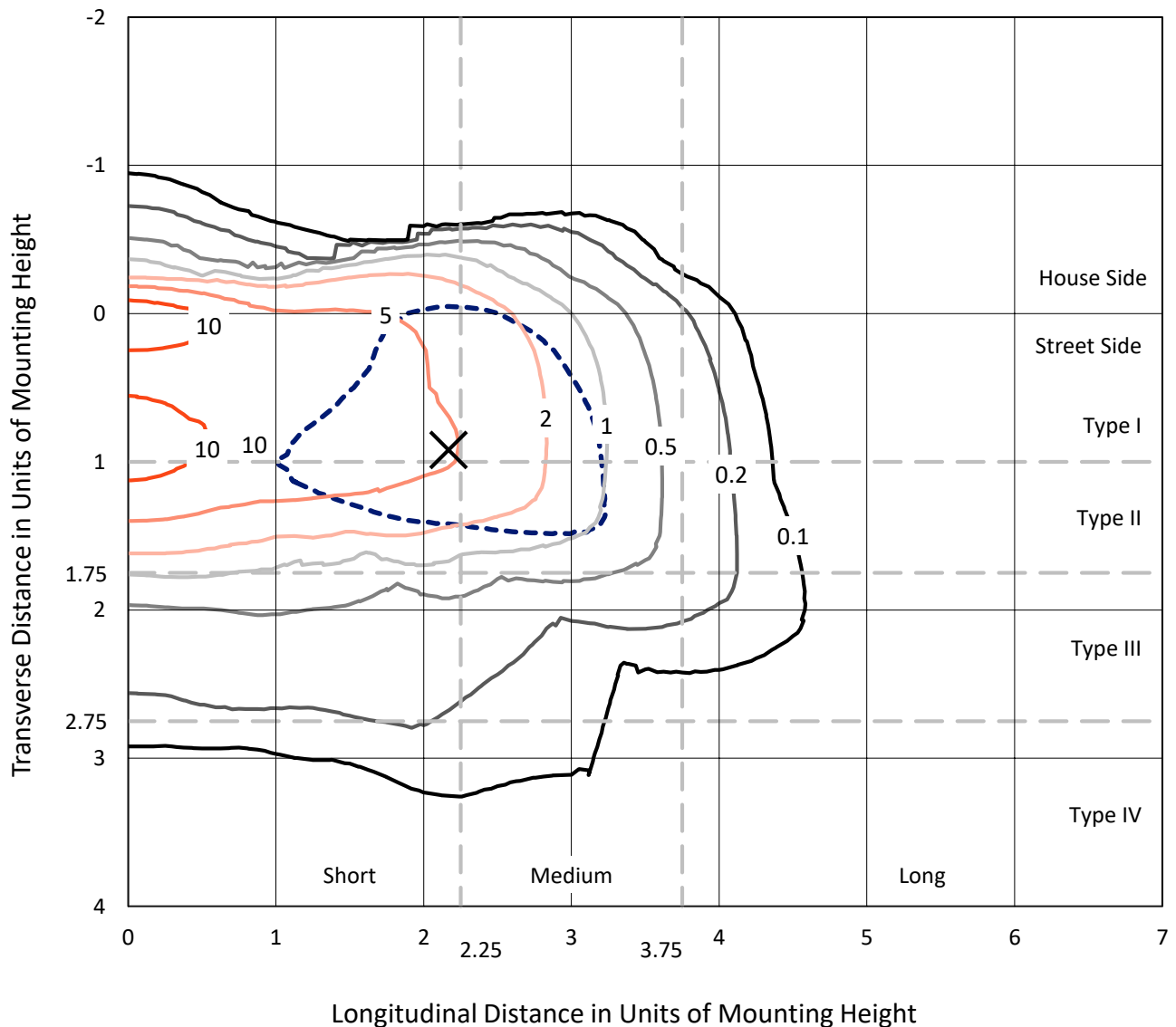


REPORT NUMBER: P200428

CATALOG NUMBER: GPC-AF-02-LED-E1-SL2-7060-600-HSS

### Iso-Footcandle Lines of Horizontal Illumination

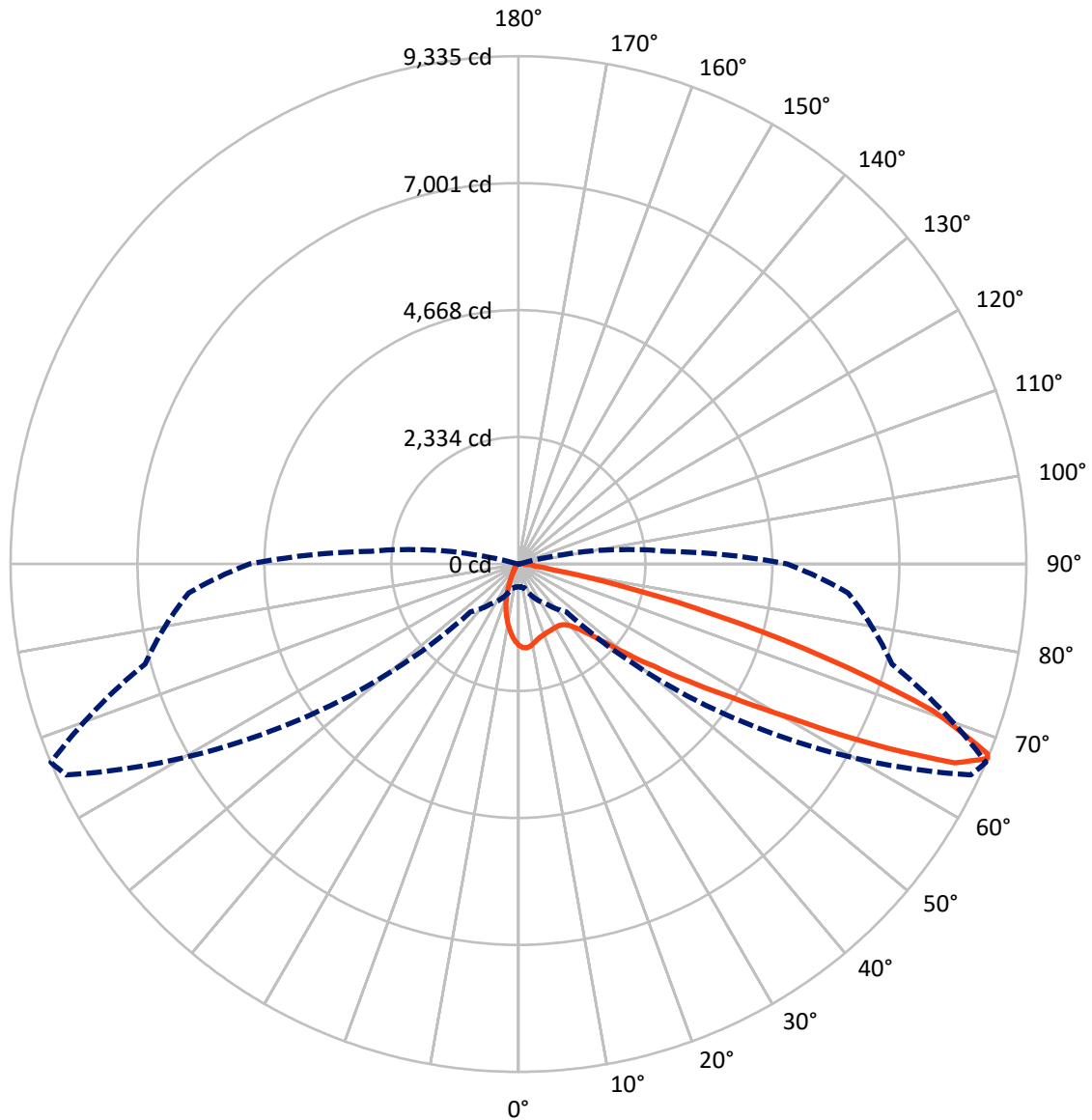
✕ Max cd  
 - - - 1/2 Max cd



Based on 10 foot mounting height. Maximum calculated value = 15 fc  
 Type II - Short - Semi-Cutoff

REPORT NUMBER: P200428  
CATALOG NUMBER: GPC-AF-02-LED-E1-SL2-7060-600-HSS

### Luminous Intensity Polar Plot



— Vertical Plane Through 67-Deg Lateral      - - - Horizontal Cone Through 67-Deg Vertical

REPORT NUMBER: P200428

CATALOG NUMBER: GPC-AF-02-LED-E1-SL2-7060-600-HSS

**FLUX DISTRIBUTION:**

		Downward	Upward	Total
<b>House Side</b>	Lumens	703.9	0.0	703.9
	% Fixture	10.4	0.0	10.4
<b>Street Side</b>	Lumens	6075.1	0.0	6075.1
	% Fixture	89.6	0.0	89.6
<b>Total</b>	Lumens	6779.0	0.0	6779.0
	% Fixture	100.0	0.0	100.0

**Coefficient of Utilization**

**ZONAL LUMENS:**

Zone	Lumens	% Fixture
0°-10°	121.6	1.8
10°-20°	258.9	3.8
20°-30°	376.4	5.6
30°-40°	587.3	8.7
40°-50°	1040.3	15.3
50°-60°	1646.2	24.3
60°-70°	1885.4	27.8
70°-80°	782.1	11.5
80°-90°	80.8	1.2
90°-100°	0.0	0.0
100°-110°	0.0	0.0
110°-120°	0.0	0.0
120°-130°	0.0	0.0
130°-140°	0.0	0.0
140°-150°	0.0	0.0
150°-160°	0.0	0.0
160°-170°	0.0	0.0
170°-180°	0.0	0.0
0°-90°	6779.0	100.0
0°-180°	6779.0	100.0



REPORT NUMBER: P200428

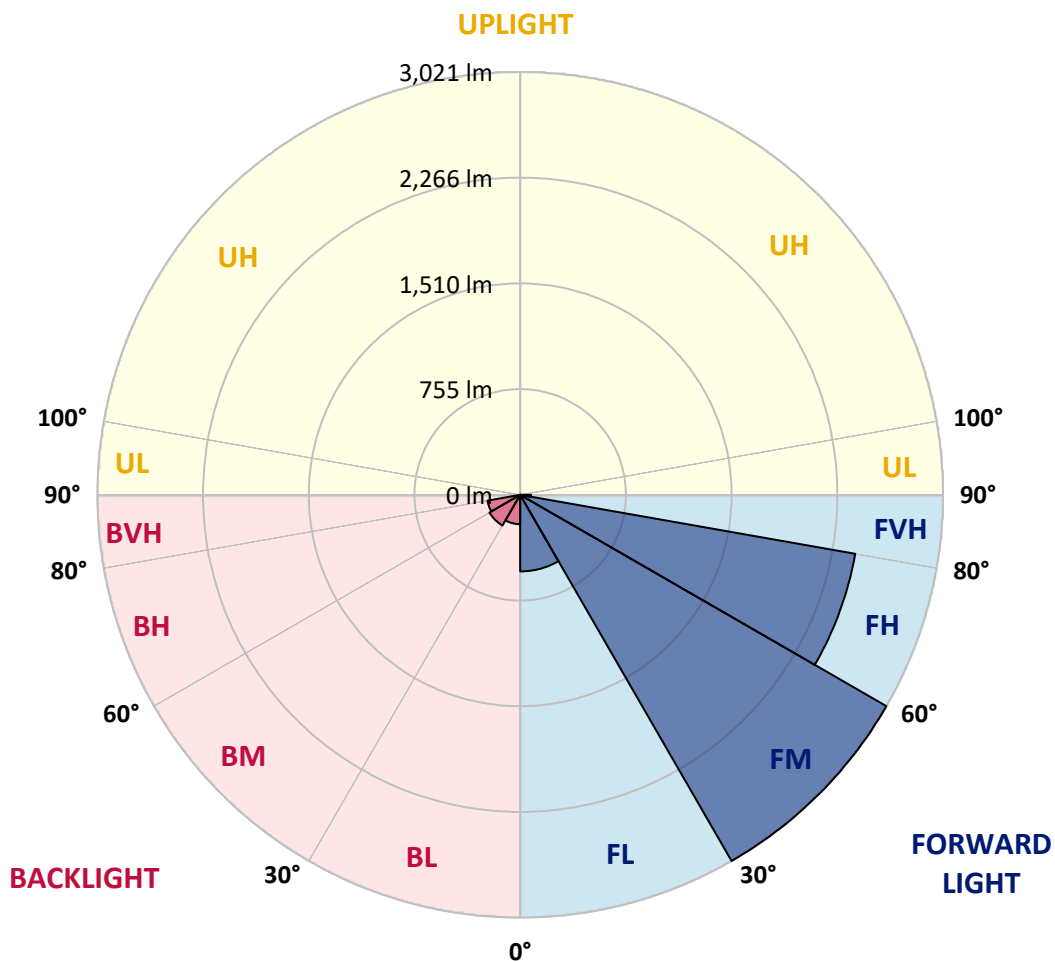
CATALOG NUMBER: GPC-AF-02-LED-E1-SL2-7060-600-HSS

**LUMINAIRE CLASSIFICATION SYSTEM LUMEN TABLE AND BUG RATING:**

Zone	Lumens	% Fixture	Zone Rating/Lumen Limit		
			B	U	G
FL (0°-30°)	547.0	8.1			
FM (30°-60°)	3020.7	44.6			
FH (60°-80°)	2430.3	35.9			G2/5000
FVH (80°-90°)	77.1	1.1			G1/100
BL (0°-30°)	210.0	3.1	B1/500		
BM (30°-60°)	253.0	3.7	B1/1000		
BH (60°-80°)	237.2	3.5	B1/500		G1/500
BVH (80°-90°)	3.6	0.1			G0/10
UL (90°-100°)	0.0	0.0		U0/0	
UH (100°-180°)	0.0	0.0		U0/0	

**BUG Rating: B1-U0-G2**

Type II Short





REPORT NUMBER: P200428

CATALOG NUMBER: GPC-AF-02-LED-E1-SL2-7060-600-HSS

**CANDELA DISTRIBUTION (FULL):**

	0°	5°	15°	25°	35°	45°	55°	65°	67°	75°	85°
0°	1495.0	1495.0	1495.0	1495.0	1495.0	1495.0	1495.0	1495.0	1495.0	1495.0	1495.0
2.5°	1545.6	1548.8	1548.4	1550.8	1556.3	1556.7	1551.2	1540.5	1538.1	1524.3	1500.2
5°	1425.4	1434.5	1440.1	1462.6	1487.9	1518.3	1541.3	1549.6	1548.4	1538.5	1502.1
7.5°	1288.2	1297.3	1303.6	1330.1	1363.7	1415.9	1475.6	1524.7	1529.0	1539.7	1500.6
10°	1196.9	1198.5	1207.2	1232.5	1267.7	1321.0	1392.2	1478.0	1491.1	1530.2	1496.6
12.5°	1121.8	1122.9	1134.4	1161.7	1199.3	1253.0	1327.8	1427.0	1447.2	1518.3	1495.8
15°	1068.4	1072.7	1083.0	1111.5	1151.4	1204.8	1281.5	1389.4	1413.6	1514.0	1502.9
17.5°	1050.6	1055.3	1058.5	1079.1	1115.4	1167.6	1246.3	1364.9	1392.2	1516.4	1516.8
20°	1069.2	1072.7	1065.6	1070.8	1093.3	1139.9	1216.7	1344.0	1376.4	1519.1	1534.6
22.5°	1138.4	1139.9	1120.6	1098.0	1094.1	1119.8	1193.3	1327.4	1362.2	1526.7	1555.5
25°	1257.0	1254.2	1222.6	1174.0	1128.1	1116.2	1179.5	1317.1	1355.0	1534.6	1577.3
27.5°	1400.1	1404.1	1360.6	1289.8	1202.4	1139.9	1177.5	1312.7	1351.9	1540.1	1596.2
30°	1574.1	1579.6	1529.8	1440.8	1315.5	1198.5	1195.7	1311.9	1349.9	1536.5	1597.8
32.5°	1751.6	1758.4	1719.2	1627.5	1466.6	1296.5	1236.8	1320.6	1353.9	1524.3	1588.7
35°	1937.5	1947.0	1920.9	1842.2	1671.4	1438.1	1309.2	1347.1	1372.4	1523.1	1579.6
37.5°	2194.1	2202.8	2153.8	2070.3	1919.3	1627.9	1425.4	1397.0	1416.3	1542.1	1582.0
40°	2577.2	2576.1	2449.5	2321.8	2191.7	1869.1	1588.7	1487.1	1497.0	1599.4	1611.3
42.5°	2994.8	2992.8	2805.8	2611.6	2494.2	2166.0	1803.4	1642.9	1636.2	1705.0	1687.2
45°	3316.6	3316.2	3163.6	2945.0	2858.4	2506.9	2081.0	1859.6	1849.3	1876.6	1827.2
47.5°	3453.8	3456.2	3379.5	3225.7	3262.1	2967.9	2430.9	2173.5	2158.1	2147.0	2071.9
50°	3347.1	3351.8	3358.2	3328.1	3558.2	3587.5	2900.3	2616.0	2608.5	2559.1	2441.6
52.5°	2998.3	3022.5	3096.8	3192.1	3661.0	4182.2	3636.1	3165.6	3125.3	3072.7	2943.4
55°	2410.8	2437.3	2578.4	2809.7	3508.0	4572.8	4667.3	3874.2	3806.9	3650.0	3463.3
57.5°	1595.5	1636.6	1841.4	2135.6	3063.6	4635.7	5696.2	4857.5	4623.5	4193.6	3983.3
60°	879.0	918.5	1140.7	1407.2	2212.7	4324.9	6388.1	6137.8	5724.3	4801.4	4614.8
62.5°	541.3	562.7	726.8	974.7	1327.0	3413.5	6531.3	7746.7	7267.9	5583.9	5377.5
65°	431.0	440.1	520.4	796.7	951.3	2030.4	6069.0	8973.3	8813.5	6531.3	6060.3
67°	418.3	421.9	459.9	684.0	896.8	1244.7	5084.5	9173.0	9335.1	7104.6	6081.7
67.5°	421.1	425.1	461.0	652.8	895.2	1143.9	4745.2	9094.3	9299.1	7150.1	5987.2
70°	406.1	418.3	527.9	652.4	851.3	950.5	2841.8	7879.6	8092.7	6643.6	5080.1
72.5°	143.9	144.7	228.1	527.9	925.6	960.8	1427.0	5776.4	5934.2	5082.1	3662.6
75°	85.4	72.8	75.9	150.3	884.5	933.2	823.2	3691.1	3750.0	2912.1	1854.8
77.5°	58.9	51.4	53.0	66.4	336.9	920.1	654.0	1924.8	1862.0	1021.3	395.0
80°	33.6	29.7	31.6	58.1	122.6	858.4	616.8	780.5	665.5	173.2	109.1
82.5°	17.8	15.0	18.2	47.8	85.4	535.0	618.0	377.2	298.9	58.5	74.3
85°	6.3	5.1	8.7	32.8	56.9	164.1	572.9	317.1	249.1	28.5	56.5
87.5°	1.2	1.2	3.6	13.4	22.9	50.2	338.9	188.2	126.1	17.0	38.7
90°	0.0	0.0	0.0	0.0	0.0	0.0	0.0	0.0	0.0	0.0	0.0



REPORT NUMBER: P200428

CATALOG NUMBER: GPC-AF-02-LED-E1-SL2-7060-600-HSS

**CANDELA DISTRIBUTION (continued):**

	90°	95°	105°	115°	125°	135°	145°	155°	165°	175°	180°
0°	1495.0	1495.0	1495.0	1495.0	1495.0	1495.0	1495.0	1495.0	1495.0	1495.0	1495.0
2.5°	1490.3	1473.3	1450.3	1422.3	1389.1	1359.8	1338.0	1315.5	1310.8	1302.9	1301.7
5°	1480.4	1451.1	1394.2	1329.0	1259.4	1196.5	1145.5	1100.0	1079.8	1062.4	1060.5
7.5°	1465.8	1421.9	1325.0	1219.8	1111.1	1012.2	928.4	869.1	814.5	788.4	784.5
10°	1448.8	1385.9	1247.1	1101.2	950.9	811.4	686.8	582.4	519.2	481.6	476.9
12.5°	1432.9	1350.7	1167.6	978.2	778.5	591.9	431.8	332.1	265.7	238.8	235.7
15°	1425.4	1322.2	1093.3	852.5	598.2	376.8	236.1	182.7	160.9	154.6	154.2
17.5°	1424.6	1298.1	1020.5	722.4	419.1	219.1	153.8	140.4	136.0	134.4	134.4
20°	1424.2	1275.2	947.8	587.6	266.1	145.9	128.1	124.9	121.8	119.8	119.8
22.5°	1428.6	1254.6	871.9	450.0	167.7	118.2	112.7	109.5	105.6	102.8	102.4
25°	1432.9	1238.8	794.4	320.3	121.4	102.8	97.3	92.9	87.4	83.8	83.4
27.5°	1433.7	1219.0	711.3	214.3	101.6	89.8	82.6	75.9	69.6	66.0	65.6
30°	1421.9	1185.8	619.2	144.7	89.8	77.9	68.4	61.3	55.4	52.6	52.6
32.5°	1398.5	1144.7	518.0	109.1	79.9	66.8	56.5	49.8	45.9	44.7	44.3
35°	1377.6	1100.4	414.0	92.5	71.6	56.5	46.3	41.9	39.5	39.1	38.7
37.5°	1365.3	1064.8	316.3	83.8	63.7	47.4	39.1	36.0	34.8	34.0	34.4
40°	1374.8	1035.2	233.7	76.7	55.8	39.5	33.2	31.6	30.4	30.1	30.1
42.5°	1416.3	1030.0	173.6	70.4	48.2	32.8	28.9	27.7	26.9	26.5	26.9
45°	1525.5	1061.7	134.8	64.5	40.7	27.7	24.5	24.1	23.7	23.7	23.7
47.5°	1689.6	1126.9	112.3	57.7	34.0	23.7	21.4	21.0	20.6	21.0	21.0
50°	1967.5	1246.3	100.4	51.0	28.1	20.2	18.2	18.2	18.2	18.2	18.6
52.5°	2390.2	1481.2	92.5	44.3	22.9	17.0	15.4	15.4	15.8	15.8	16.2
55°	2861.1	1792.8	85.4	37.6	19.4	14.2	12.7	13.0	13.4	13.8	13.8
57.5°	3372.0	2137.9	79.5	30.8	16.6	11.5	10.7	11.1	11.5	12.3	12.3
60°	3988.4	2511.6	70.8	24.1	13.8	9.1	8.3	9.1	10.3	11.1	11.5
62.5°	4665.4	2873.0	59.7	19.0	11.5	7.1	6.7	8.3	9.9	10.7	11.1
65°	5128.0	2986.5	45.9	15.4	8.7	5.1	5.5	7.5	9.5	10.7	10.7
67°	4940.6	2707.7	37.6	13.0	7.1	4.0	5.1	7.5	9.5	10.3	10.7
67.5°	4810.5	2598.6	36.0	12.7	6.7	4.0	5.1	7.5	9.5	10.7	10.7
70°	3914.1	1952.1	30.1	9.5	5.5	3.6	4.3	7.1	9.1	10.3	10.3
72.5°	2719.6	1203.6	26.9	6.7	4.7	3.2	4.0	6.7	8.7	9.9	10.3
75°	1293.0	435.7	22.9	5.1	4.3	2.8	3.6	6.7	8.7	9.9	9.9
77.5°	263.7	101.2	18.6	4.3	3.6	2.8	3.2	6.3	8.3	9.5	9.5
80°	86.6	39.1	13.8	4.0	3.6	2.8	3.2	5.9	8.3	9.1	9.5
82.5°	62.5	19.8	9.1	4.0	3.6	2.8	2.8	5.9	7.9	9.1	9.1
85°	47.8	13.8	5.9	4.0	3.6	2.8	2.8	5.5	7.5	8.7	8.7
87.5°	31.6	5.5	4.7	4.0	3.6	2.8	2.8	5.5	7.1	8.3	8.7
90°	0.0	0.0	0.0	0.0	0.0	0.0	0.0	0.0	0.0	0.0	0.0

(END OF REPORT)